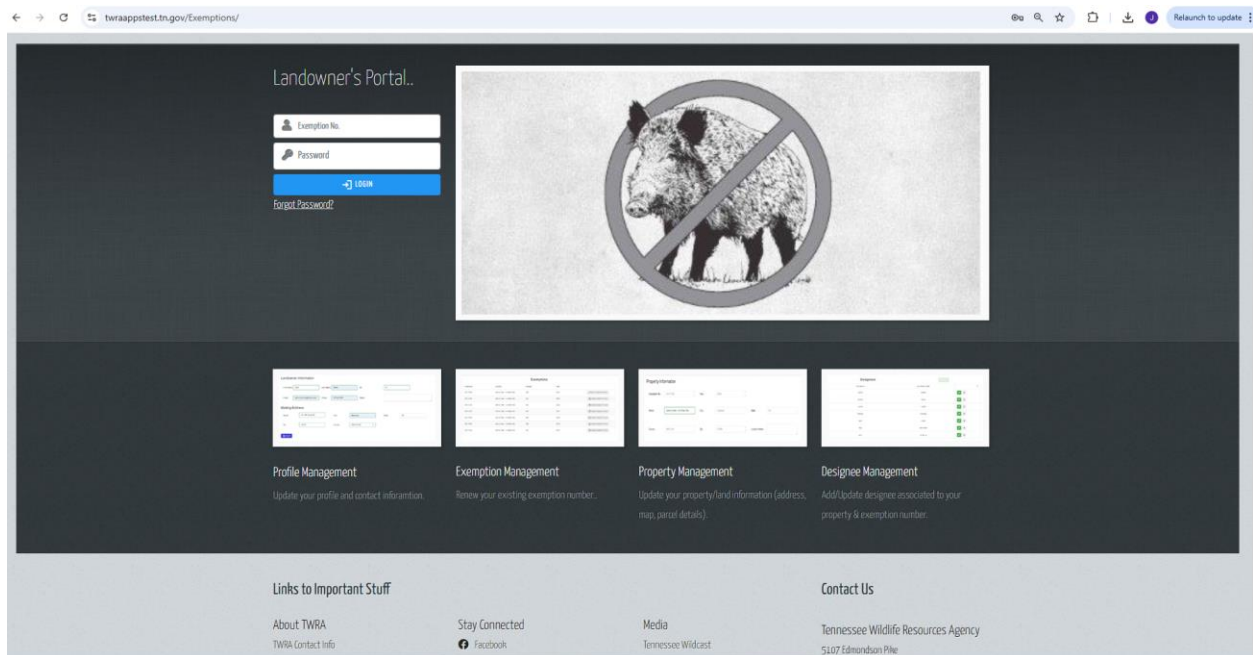


Wild hogs Exemption Website

This document is designed to show users how to properly utilize the functionality of the Wild hogs Exemption website. It will be filled with images and descriptive text to walk any user through how to use this application.

Landing Page



On the landing page you will be prompted to enter in the exemption number associated with your account and password. If this is your first-time logging into your account, you will need to use the Temporary password that was sent to you via email. If you don't think you received an email, please check for your inbox for an email from twra_hogcontrol@tn.gov

Upon logging in you will land in one of 2 pages. If this is your first-time logging in, you will be sent to a page to set your password for your account

The screenshot shows a web browser window with the URL `teraappstest.tn.gov/Exemptions/ResetPwd`. On the left is a dark blue sidebar labeled 'Landowner Portal' with links for 'Home', 'Exemptions', and 'Logout'. The main content area is light gray and contains a white box titled 'Reset Your Password'. Inside this box, there is a message: 'Please enter the following information to reset your password. If you have multiple Exemption IDs, you can use one of them'. Below the message are two input fields: 'New Password' and 'Confirm Password'. At the bottom of the box is a blue button labeled 'SUBMIT'.

After setting your password you will be sent to the home landing page.

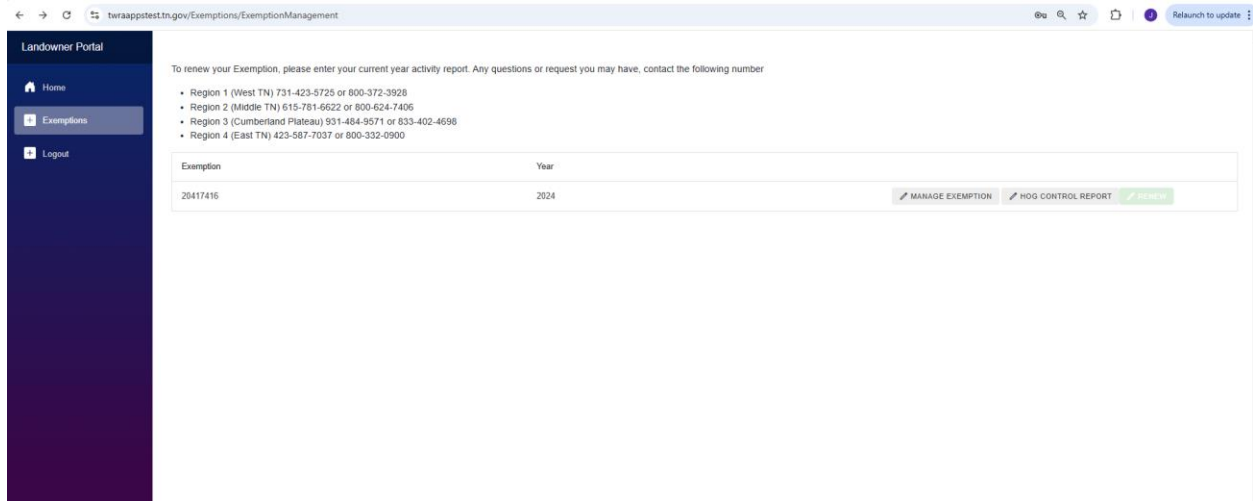
Home Landing page

The screenshot shows the 'Home Landing page' in the 'Landowner Portal' with the URL `teraappstest.tn.gov/Exemptions/Index`. The sidebar on the left is the same as in the previous screenshot. The main content area is white and contains two sections: 'Landowner Information' and 'Mailing Address'. The 'Landowner Information' section has input fields for 'First Name' (filled with 'Jacob'), 'Last Name' (filled with 'Test'), 'MI' (empty), 'Email' (filled with 'Jacob 1 Anderson@tn.gov'), 'Phone' (filled with '5555555555'), and 'Notes' (empty). The 'Mailing Address' section has input fields for 'Street' (filled with '35 John Wright Roa'), 'City' (filled with 'Mt.Juliet'), 'State' (filled with 'TN'), 'Zip' (filled with '37122'), and 'County' (a dropdown menu filled with 'WILSON'). At the bottom left of the form is a blue button labeled 'SAVE'.

On this page Landowners can modify and update their personal information such as Name, Email, Phone, and mailing address. If you'd like to do so simply change the fields and click the save button.

Managing Exemptions

To manage your exemption information simply click on the Exemptions tab in the nav menu.



In this section I will discuss managing information on your exemption and how to do things like

- Print your Exemption form
- Add designees to your exemption
- Viewing Enhanced Exemptions methods added to your permit
- Filling out your yearly hog control report
- Renewing your Exemption

Region 4 (East TN) 623-687-7107 or 600-332-0700

Exemption	Year	
20417416	2024	MANAGE EXEMPTION HOG CONTROL REPORT RENEW

Clicking on the Manage Exemption button will take you to this page.

teraappstest.tn.gov/Exemptions/Exemption13439

Landowner Portal

Home Exemptions Logout

EXEMPTION FORM

INFO DESIGNEES ENHANCE EXEMPTION METHODS

Exemption Number: 20417416 Year: 2024 Officer: Aaron Patton

Street: 35 John Wright Roa City: Mt Juliet State: TN

County: WILSON Zip: 37122 Location Notes:

Map and Parcel Data

Map	Parcel	Acreage
12	12	12.00

Here you can view your exemption info such as address, map and parcel information, Designee, and Enhanced Exemption methods. On this page you can also print your exemption by clicking the printing button at the top of the page. After clicking this button your exemption will be downloaded to the browser and you will see this form.

C:\Users\bh05230\Downloads\report%20-%202024-12-30T105554.304.pdf

IndividualReport

1 / 2 100% +

**TENNESSEE WILDLIFE RESOURCES AGENCY
WILDDOG CONTROL EXEMPTION**

Exemption ID: 20417416
Expiration Date: 12/31/2024

A Wild Hog Control Exemption is hereby issued to: Jacob T. Strom, residing at: 35 John Wright Roa Mt Juliet, TN 37122.
Jacob T. Stromstrom@tn.gov, 6505555555 for the following tracts:

Located at: 35 John Wright Roa, TN 37122 in WILSON, Wildlife Officer: JERRY STROM

Map: 12 Parcel: 12 Acreage: 12.00

Landowners and listed designees may control wild hogs on the properties listed below with the following methods:

- Use of weapons and ammunition legal for any big game or small game hunting season during those seasons and times of day
- Fear sound trapping. All bait must be within the footprint of the trap. All hogs must be dispatched while in the trap.
- From February 1 to August 15, shooting at night, shooting with the aid of artificial light, night vision, or thermal device, but not shooting from a public road. No shooting, casting artificial light, scooping or using night vision or thermal devices from public roadways is authorized under this permit.

DESIGNEES: In addition to the landowner(s), the following person(s) are designated to control hogs under the specific conditions of this Exemption. A copy of this must be carried by all designees while conducting control efforts.

Conditions:

- THE LANDOWNER EXPRESSLY ACKNOWLEDGES THAT THE TWRA MAY ENTER THE SUBJECT PROPERTY TO ENSURE COMPLIANCE WITH THE EXEMPTIONS AUTHORIZED AND HEREBY CONSENTS TO SUCH ENTRY BY THE TWRA.
- All wild hogs captured must be killed on site.
- Landowners are responsible for disposal of hog carcasses and may donate to a worthy recipient.
- Landowners and designees assume all liability for safety carrying out hog control activities. Special consideration must be given to determine safe shooting areas.
- Directly after the exemption expires, the landowner must report hog control activities and harvest in the Wild Hog Exemption Portal at <https://teraappstest.tn.gov/Exemptions>

For questions or concerns, please contact your regional TWRA office: Region 1 (west): 731-423-6725, Region 2 (middle): 615-781-8622, Region 3 (Cumberland Plateau): 931-484-8671, Region 4 (east): 425-987-7027

Adding Designees

Landowner Portal

EXEMPTION FORM

INFO DESIGNEEs ENHANCE EXEMPTION METHODS

Designees

ADD

First Name	MI	Last Name, Suffix	DOB	
<input type="text"/>	<input type="text"/>	<input type="text"/>	<input type="text"/>	<input checked="" type="checkbox"/> <input type="checkbox"/>

To add a designee to your exemption, click on the designee's tab on the page and then click the green add button. Once you've done that fill in the designee's name and date of birth and then click the green check mark button and the designee will be added to your exemption.

Enhanced Methods on Exemption

Landowner Portal

EXEMPTION FORM

INFO DESIGNEEs ENHANCE EXEMPTION METHODS

Enhanced Exemption Methods

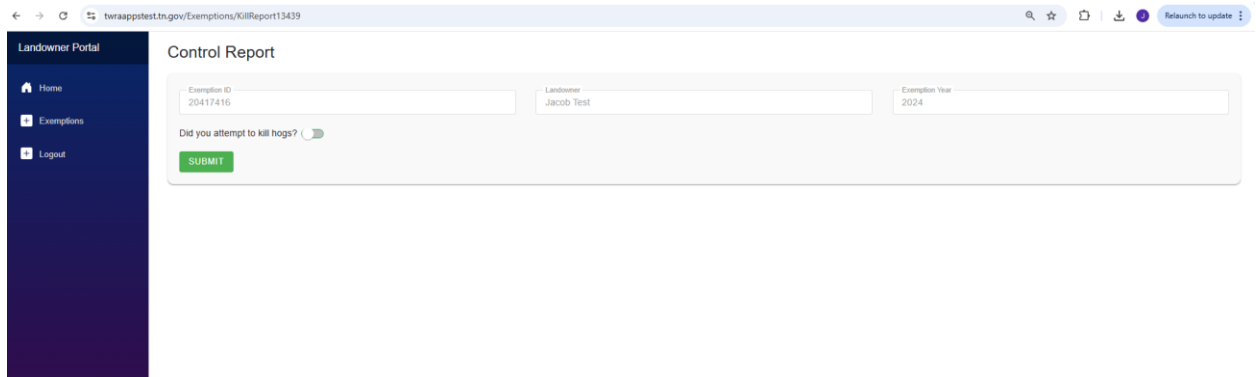
Method	Start Date	End Date
Shooting at night	12/08/2024	12/28/2024

To view enhanced methods that have been added to you exemption click on Enhanced methods tab. If an enhanced method has been added to your account, you will need to reprint you exemption form.

Renewing Your Exemption

To successfully renew your exemption for the upcoming year you will need to follow these steps.

1. If you have not already filled out, you Hog control report for the year marked on the exemption you will need to click the hog control report button



Landowner Portal

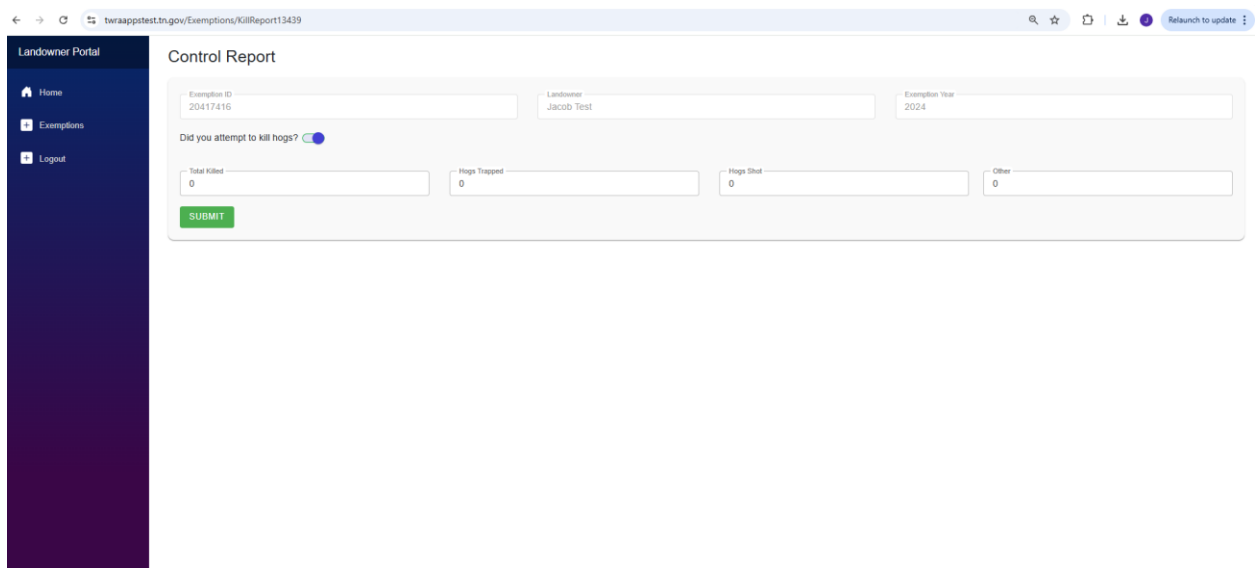
Control Report

Exemption ID: 20417416 Landowner: Jacob Test Exemption Year: 2024

Did you attempt to kill hogs? ☐

SUBMIT

2. If you have attempted to kill hogs this year, click on the switch that asks you if you have attempted to kill any hogs. If you didn't attempt to kill any hogs this year you can simply click submit.
3. If you did attempt to kill hogs you will need to fill out how many total hogs you killed and your method of killing them. Then click submit.



Landowner Portal

Control Report

Exemption ID: 20417416 Landowner: Jacob Test Exemption Year: 2024

Did you attempt to kill hogs? ☒

Total Killed: 0 Hogs Trapped: 0 Hogs Shot: 0 Other: 0

SUBMIT

4. After submitting your hog control report head back to the exemption page and you will notice that the renew button should be green. If the renew button is still grayed out

after completing you hog control report it is still too early to renew.

The screenshot shows the 'Landowner Portal' interface. On the left is a dark blue sidebar with 'Home', 'Exemptions', and 'Logout' links. The main content area has a title 'To renew your Exemption, please enter your current year activity report. Any questions or request you may have, contact the following number' followed by a bulleted list of regional contact numbers. Below this is a table with two columns: 'Exemption' and 'Year'. The table contains one row with the exemption number '20417416' and the year '2024'. To the right of this row are three buttons: 'MANAGE EXEMPTION', 'HOG CONTROL REPORT', and 'RENEW' (which is highlighted in green).

Exemption	Year
20417416	2024

5. After clicking renew a green message saying success should pop up on your screen. Once that happens refresh the page and you will see your renewed exemption for the new year

This screenshot shows the 'Landowner Portal' after a page refresh. The interface is identical to the previous one, but the table now contains two rows. The first row shows exemption '20417416' for the year '2025', with buttons for 'MANAGE EXEMPTION', 'HOG CONTROL REPORT', and 'RENEW' (highlighted in green). The second row shows exemption '20417416' for the year '2024', with buttons for 'VIEW EXEMPTION' and 'HOG CONTROL REPORT'.

Exemption	Year
20417416	2025
20417416	2024